

Analysis of overall tasting scores for SEVA Benchmarking Workshop 2013

Dry Still White

12 wines, 2 of which 2 were non-English:

- # 271 Muscadet Sur Lie, Chateau de la Gavelle, 2011, Muscadet, France, £7.99
- # 567 Chardonnay, Marks and Spencers, 2012, Piemonte, Italy, £6.49

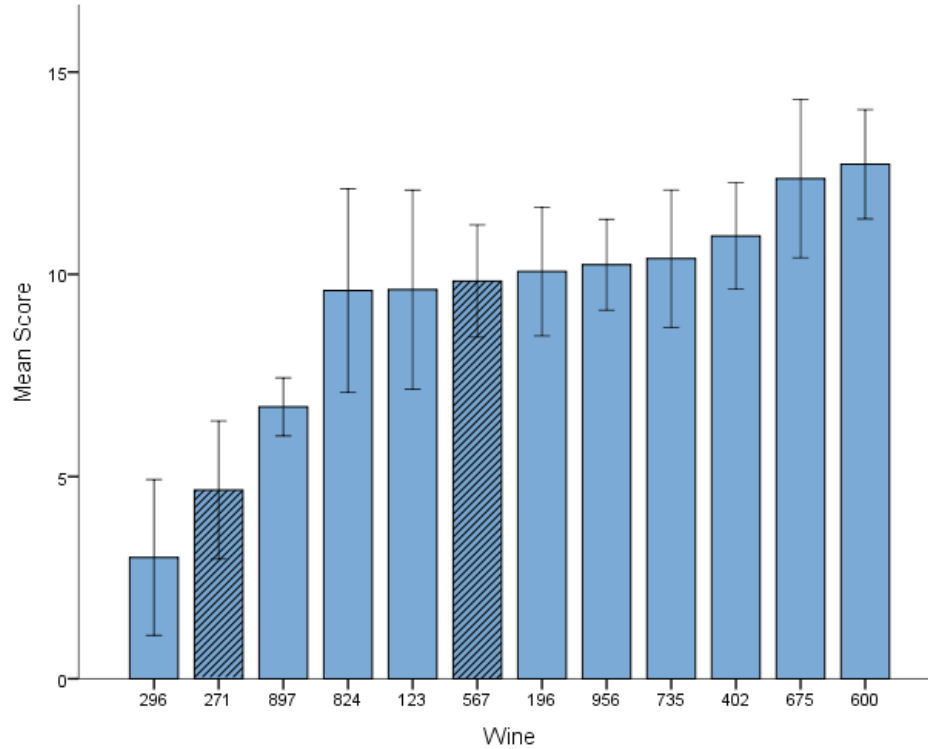


Figure 1 – Mean scores for wines in the dry still white category presented in ascending score order. Error bars are 95% confidence intervals. Non-English wines are highlighted with shading.

Table 1 – Mean scores of the wines in the dry still white category

Wine	Score	Significance
296	3.0	a
271	4.7	ab
897	6.7	b
824	9.6	c
123	9.6	c
567	9.8	c
196	10.1	cd
956	10.2	cd
735	10.4	cde
402	10.9	cde
675	12.4	de
600	12.7	e

The mean score for all wines tasted was 9.4 (out of a maximum score of 20) with a standard deviation of 4.1. The scores for the individual wines ranged from between 0 and 18.

On average the, the SEVA wines scored higher (mean 9.8) than the 2 non-English wines (mean 7.48).

Scores with the same letter are not significantly different (Duncans post-hoc test using alpha of 0.05).

Off Dry Still White

4 wines, 1 of which was non English:

107, Vouvray, Domaine de la Pouvraie, Vouvray, France, £8.99

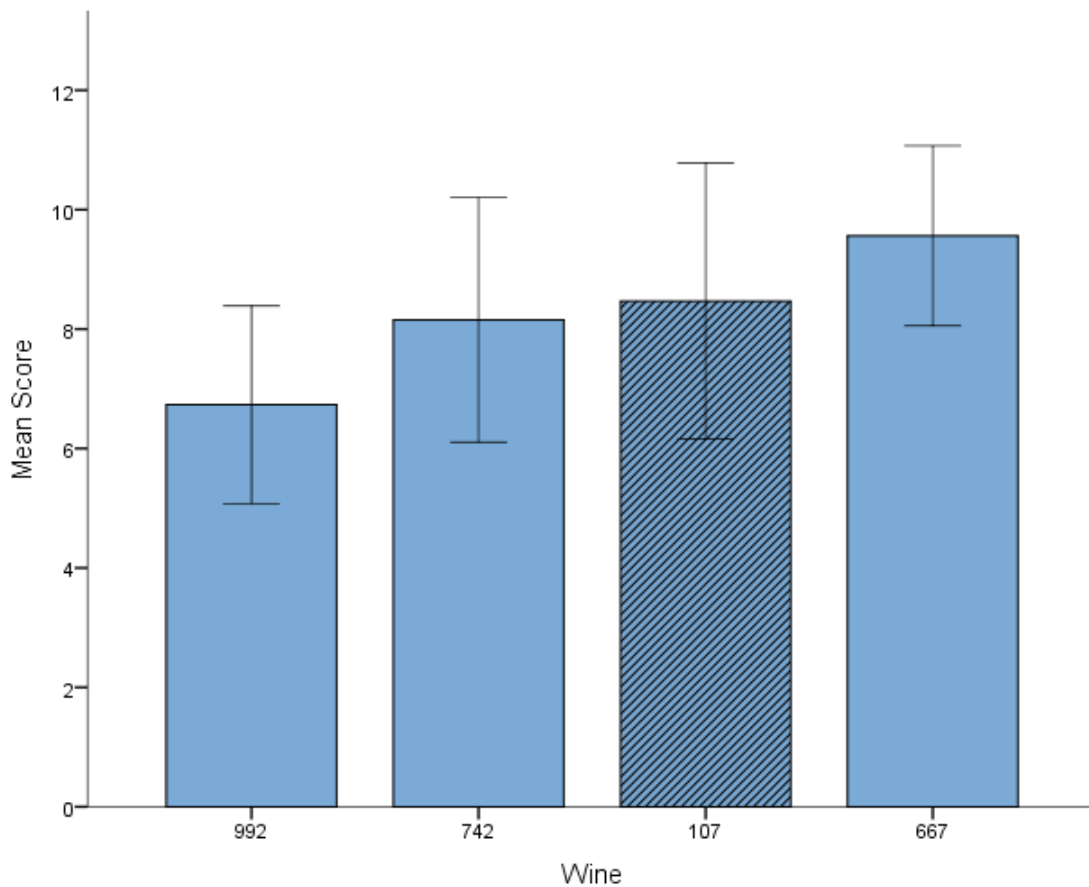


Figure 2 – Mean scores for wines in the off dry still white category presented in ascending score order. Error bars are 95% confidence intervals. The non-English wine is highlighted with shading.

Table 2 – Mean scores of the wines in the off-dry still Wine Category

Wine	Score
992	6.7
742	8.2
107	8.5
667	9.6

The mean score of the 4 wines tasted was 8.3 (out of 20) with a sd of 3.4. The scores for the individual wines ranged from 1 to 17. Overall there was no significant difference in score between the 4 wines ($F_{(3,55)}=1.841$, $p=0.15$).

There was no significant difference between the average score of the English wines and that of the Vouvray ($t_{(57)}=.274$, 0.785).

Pink & Rosé still wines

A total of 13 wines, 3 of which were non-English:

- # Pinot noir, Eclipse 2010, Bio-bio valley, Chile, £8.49
- # Cotes de Provence, Domaine de la Navarre 2011, France, £8.99
- # Bordeaux, Chateau Gillet, 2011, Bordeaux, France £6.99

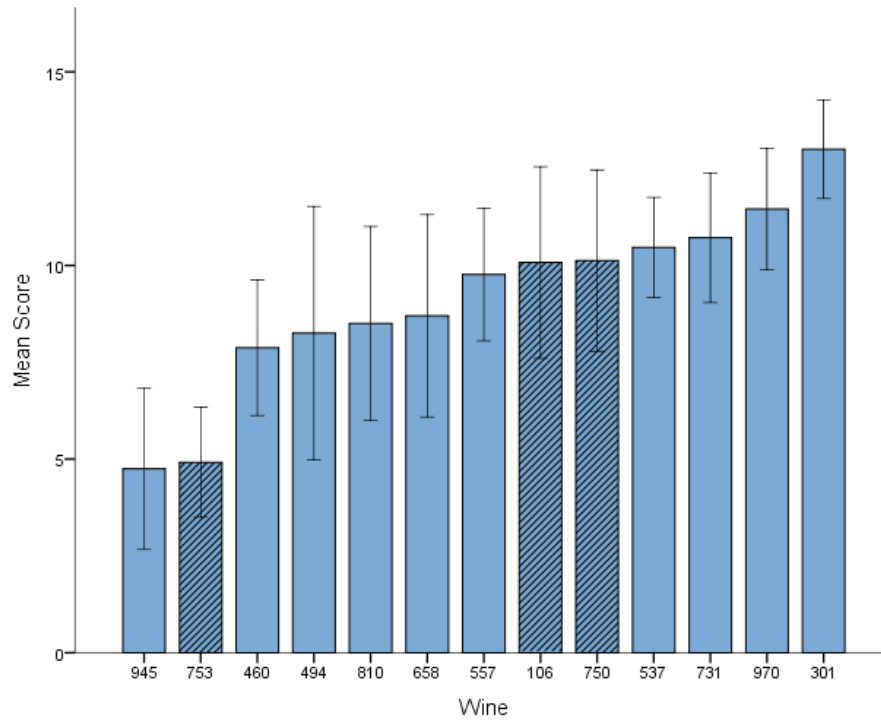


Figure 3 – Mean scores for wines in the pink and rose still wine category presented in ascending score order. Error bars are 95% confidence intervals. The non-English wines are highlighted with shading.

Table 3 – Mean scores of the wines in the Rose & Red Still Wine Category

Wine	Score	Significance
945	4.8	a
753	4.9	a
460	7.9	b
494	8.3	b
810	8.5	b
658	8.7	bc
557	9.8	bc
106	10.1	bc
750	10.1	bc
537	10.5	bcd
731	10.7	bcd
970	11.5	cd
301	13.0	d

Scores with the same letter are not significantly different (Duncans post-hoc test using alpha of 0.05).

The mean score was 9.1 with a s.d. of 3.7.

On average, the SEVA wines achieved a higher score (9.4 +/-3.6) compared to the non-English wines (8.2 +/-4.0), although the difference wasn't significant ($t_{(152)}=1.631, p=0.105$).

However there was a significant difference between the scores of the individuals wines (Table 3).

Sparkling white

A total of 17 wines, 2 of which were non-English:

- # 875 Brut, Louis Chaurey, NV, Champagne, France £32
- # 137 Blanc de Blancs, De Saine Gall, NV Champagne, £29

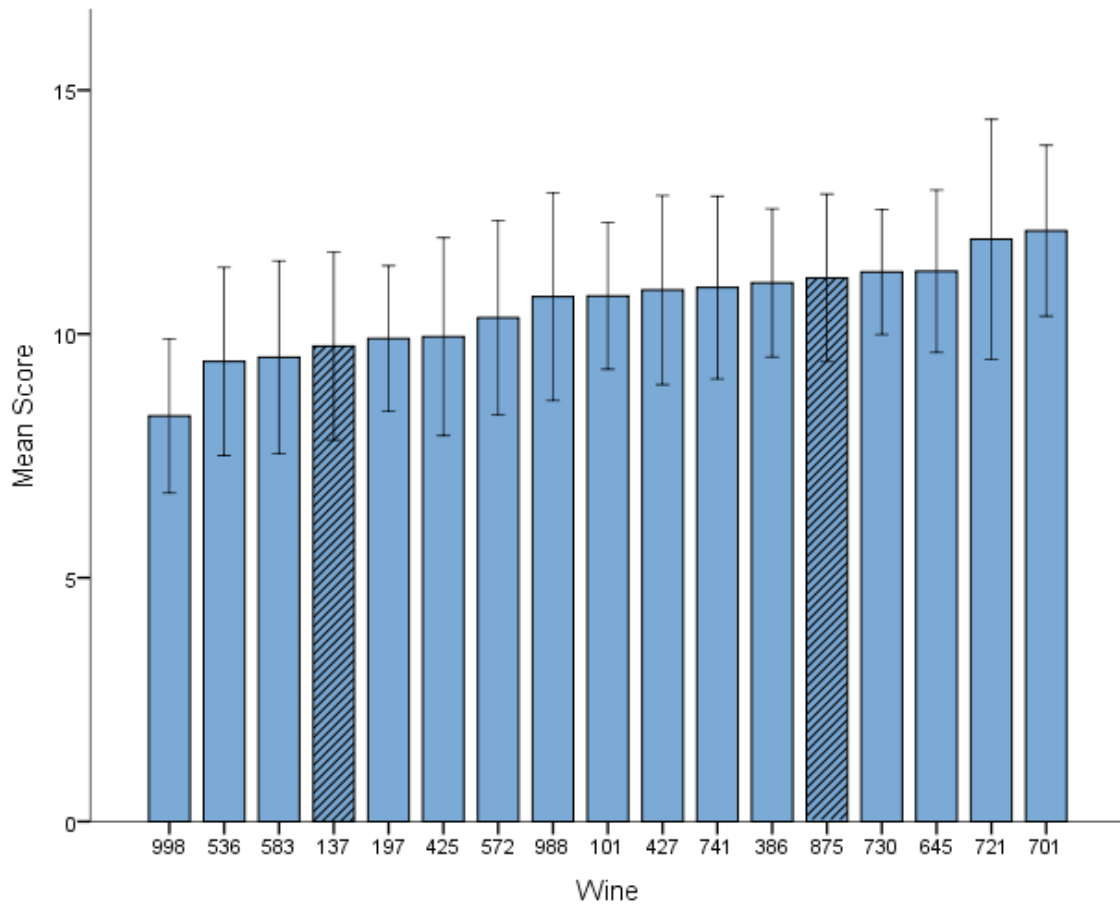


Figure 4 – Mean scores for wines in the sparkling white category presented in ascending score order. Error bars are 95% confidence intervals. The non-English wines are highlighted with shading.

Table 4 – Mean scores of
the wines in the White
Sparkling Category

Wine	Score
998	8.3
536	9.4
583	9.5
137	9.6
197	9.9
425	9.9
572	10.3
988	10.7
101	10.8
427	10.9
741	11.0
386	11.1
875	11.2
730	11.3
645	11.3
721	11.9
701	12.1

The mean scores for the wines tasted was 10.5, with an s.d. of 3.8. The scores for individuals wines ranged from 2 to 20 (i.e. the maximum score).

On average, the English sparkling wines and the Champagnes achieved very similar scores ($t_{(326)}=0.158, p=0.645$).

Although mean scores varied from 8.3 to 12.1, no significant difference was found between the scores ($F_{(16,311)}=1.307, p=0.191$).

Sparkling Rosé

8 wines, one of which was non-English:

365, Cuve Rosé Brut, Oudinot, NV, Champagne, France, £27

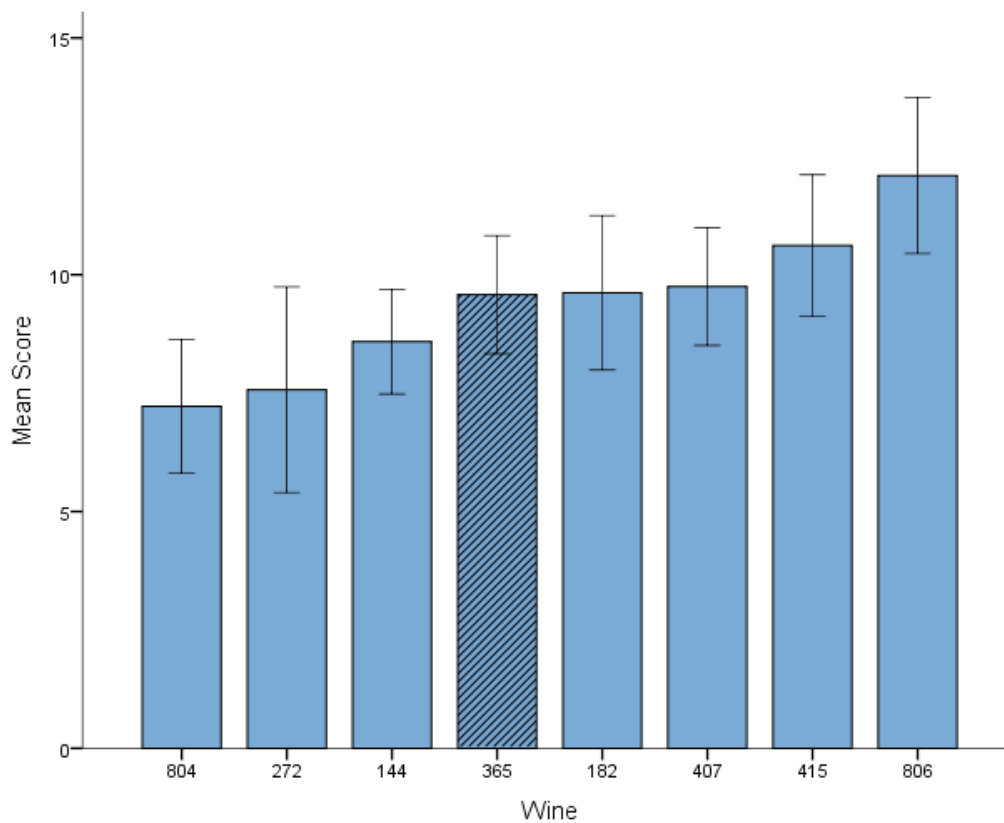


Figure 5 – Mean scores for wines in the sparkling rose category presented in ascending score order. Error bars are 95% confidence intervals. The non-English wine is highlighted with shading.

Table 5 – Mean scores of the wines in the Rose Sparkling Category

Wine	Score	Significance
804	7.2	a
272	7.6	ab
144	8.6	abc
365	9.6	bc
182	9.6	bc
407	9.8	bc
415	10.6	cd
806	12.1	d

Scores with the same letter are not significantly different (Duncans post-hoc test using alpha of 0.05).

The mean score for the wines was 9.4 with and s.d. of 3.6. The scores for the individual wines ranged from 1 to 20.

As with the Sparkling white category, on average the English sparkling rosés and the Champagnes achieved very similar scores ($t_{(184)}=0.184, p=0.854$).

However there was a significant difference between the scores of the individuals wines ($F_{(7,150)}=4.59, p<0.001$; Table 5).